





#mybritishfire

**BRITISH
FIRES**

// WELCOME TO BRITISH FIRES

Uncompromising Quality. The design and development has this one mindset which drives us to deliver exceptional products.

Our aim is simple – to help you create a beautiful and vibrant environment for you to enjoy.

// 01

// DETAIL IS EVERYTHING

The creation of the Winchester suite was inspired by contemporary interior design. We formed the suite to have clean lines featuring a subtle chamfered edging. The hand-painted marble-effect gives the lightweight MDF an authentic appearance which also compliments our award-winning LED flame-effect technology.

The suite is a stunning display that belongs in the modern home, either, as an exquisite addition to a home-study or a classic centre-piece in the lounge.



// SEAMLESS JOINTS

A suite made with the newest MDF technology is the only way to dress the Winchester fire. Light in weight and strong in appearance, this durable, chamfered-edge design is a detail we added to bring a touch of charm to any room.


The MDF construction methods are eco-friendly and all materials sustainably sourced.



Our premium MDF is moisture resistant with an extra smooth finish. The seamless design allows us to paint the marble-effect onto the solid-frame units.

// HAND-PAINTED

It looks like marble but, it isn't. By using a meticulous hand painting technique to create the marble-effect we are able to give the appearance of solid marble on a light, yet strong MDF suite.



Choose between White or Grey marble-effect. Either way you won't believe it's not real marble.

// FOREST VIEW

The signature logs that are inspired from the New Forest National Park in Hampshire, UK, sit comfortably on an underlay of wood chippings and husk which creates an authentic earthy feel.

A hand painted finish brings the log to life and subtly delivers a real presence.

*Included with standard model

// DIAMOND LIGHT

A dynamic way to show how light can enhance the visual aspect of a flame effect - this is something magical. The fuel bed colour changes takes you through a journey of tranquility. Alternatively, you can choose between the orange, pink, or blue light setting to create a certain mood.

*Included with standard model



// DELUXE REAL LOGS


Upgrade your view and create the ultimate experience with our new Deluxe Real Logs.

Each Deluxe Real Log is unique and artisanly crafted using actual logs found in nature. They really enhance an already prominent statement piece in any room will take any viewer by surprise — especially, when you tell them that they are real logs.

The development process of the Deluxe Real Logs fuel bed begins by selecting different sized logs and branches to create a natural log layout. Then placed on a forest floor bed comprised of bark, twigs, and log remnants. A resin mix is then added into the base and cured in an oven to permanently fix the logs.

*Upgraded purchase. Not included with standard model.





Room air is drawn across the top outlet (shown right)

The fan controls the heat and distributes it widely into the room

Two-way mirrored rear glass

Unique and discreet heater outlet

Minimal glass recess

// HOW AIR CURTAIN TECHNOLOGY WORKS

Our patented Air Curtain Technology is powered by the process of circulating cooler air in and dispersing warmed air back into the room via our dual-outlet system, which is discreetly placed above the glass, creating an efficiently heated space.



UK Patent Number: GB 2583055 B

// DOWNLIGHT-EFFECT

Our award-winning LED flame technology is impressive by itself. It becomes even more amazing when the down-lights are turned on. These illuminate the mirror that reflects the logs and creates a 3D-effect with the appearance of a deeper looking fuel bed.



Two-way mirrored rear glass

Impress your guests with the click of a button. The down-lights not only create the illusion of a deeper looking fuel bed but also a brighter focal point and warmer glow.

// BE IN CONTROL

The Winchester LED Suite is equipped with a remote control that bridges the connection between you and your fire. Each button displays an icon that clearly identifies the function to engage with the fire and explore the features.

Open window detection

If there is a sudden drop in temperature of 5°C or more within a ten minute period, the heater will automatically turn off to preserve energy. Look out for the OP sign on the digital display to show this has been activated. The heater will start up again once the temperature in the room rises or you choose to manually turn it back on.

Thermostatic heating

The Air Curtain Technology® heater system is thermostatically controlled using the remote handset which displays the current setting on the LCD screen. Choose a temperature between 17° and 27°C and the fire will do the work to heat the room to your desired temperature.



Flame control

Choose from four settings to adjust the brightness of the flame to suit your mood. Watch as the flames change brightness and height.

Down lighting

Select to have the carefully placed spot lights on and see every detail of the fire. Turn them off and you will see how relaxing the fuel bed can really be.

Fuel bed colour change

Cycle through all of the three colours that each provide a unique style. Can't decide...the cycle setting will flow through all the colours for you.

Daily and weekly timer

Set the fire to provide you with heat on any day throughout the week. The seven-day programmable calendar will remember your settings and will activate the thermostatic heater on each day and every week for when you need the New Forest fire the most.

Timer boost

A range of settings between one and nine hours can be selected to turn the heater on for a desired length of time.



// WINCHESTER ELECTRIC SUITE

// Dimensions:

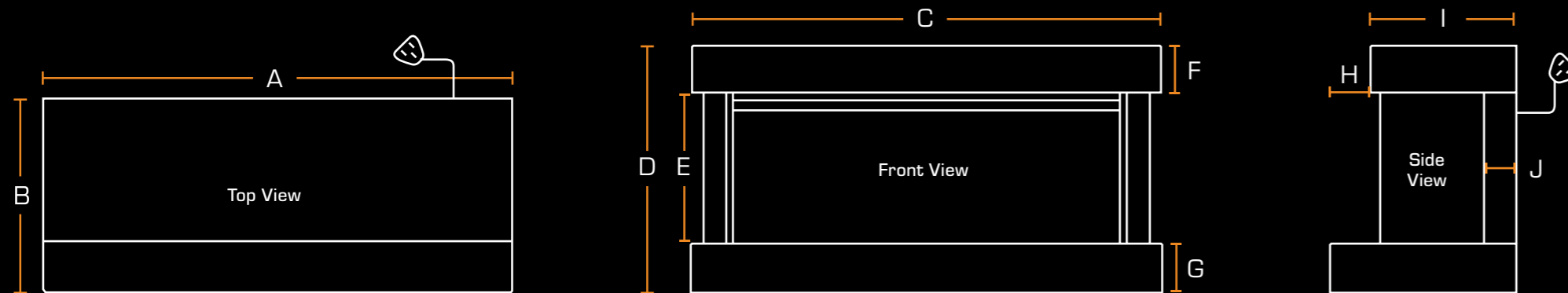
A	1200mm
B	404mm
C	1200mm
D	611mm
E	331mm
F	140mm
G	140mm
H	87mm
I	318mm
J	72.5mm

// Product specifications:

Heat output:	1500W
Supply voltage:	220-240V AC
Rating power:	50Hz
Fuse rating:	13 Amp
Lighting:	LED


// Product features:


- Easy to install MDF Solid Suite
- 3-pin plug with 1.8m long cord
- All fuel bed items included
- Remote control included



UK Patent Number: GB 2583055 B
 European Patent Application No. 19215407.8
 Installation: Please contact your local British Fires dealer for information on this.

// CONTACT

 +44 (0) 808 169 9911

 info@britishfires.com

 www.britishfires.com

 British Fires Ltd
 Unit 10 Avon Trading Park
 Christchurch
 Dorset
 BH23 2BT
 United Kingdom

// GUARANTEE

3-year guarantee - At British Fires we pride ourselves on quality and performance, so much so that each British Fires electric product is applicable for a 3-year guarantee when purchased from an authorised dealer. We offer a standard 1-year guarantee on every electric product, but to ensure your product is covered for a further 2 years, free registration is required on our website www.britishfires.com/guarantee. Full warranty terms and conditions are available to view at www.britishfires.com.

All appliances must be installed in a correctly ventilated space in accordance with the manufacturer's installation instructions and the rules in force. This brochure is for guidance only and is not intended to replace the installation manual, which provides more detailed information. February 2021. British Fires®

This brochure was correct at publication; however, as our policy is one of continual development and improvement, specifications may be subject to change. Any such changes will not adversely affect the performance or safety of the appliance.

YOU MAY ALSO LIKE:

// BROCKENHURST ELECTRIC SUITE

A close relative of the Winchester, the Brockenhurst Electric Suite features asymmetrical, thinner, shelves that measure 1020mm wide across the top and 1400mm along the bottom. This creates a dynamic and impressive focal point made from the same high-quality MDF with seamless joints.



